
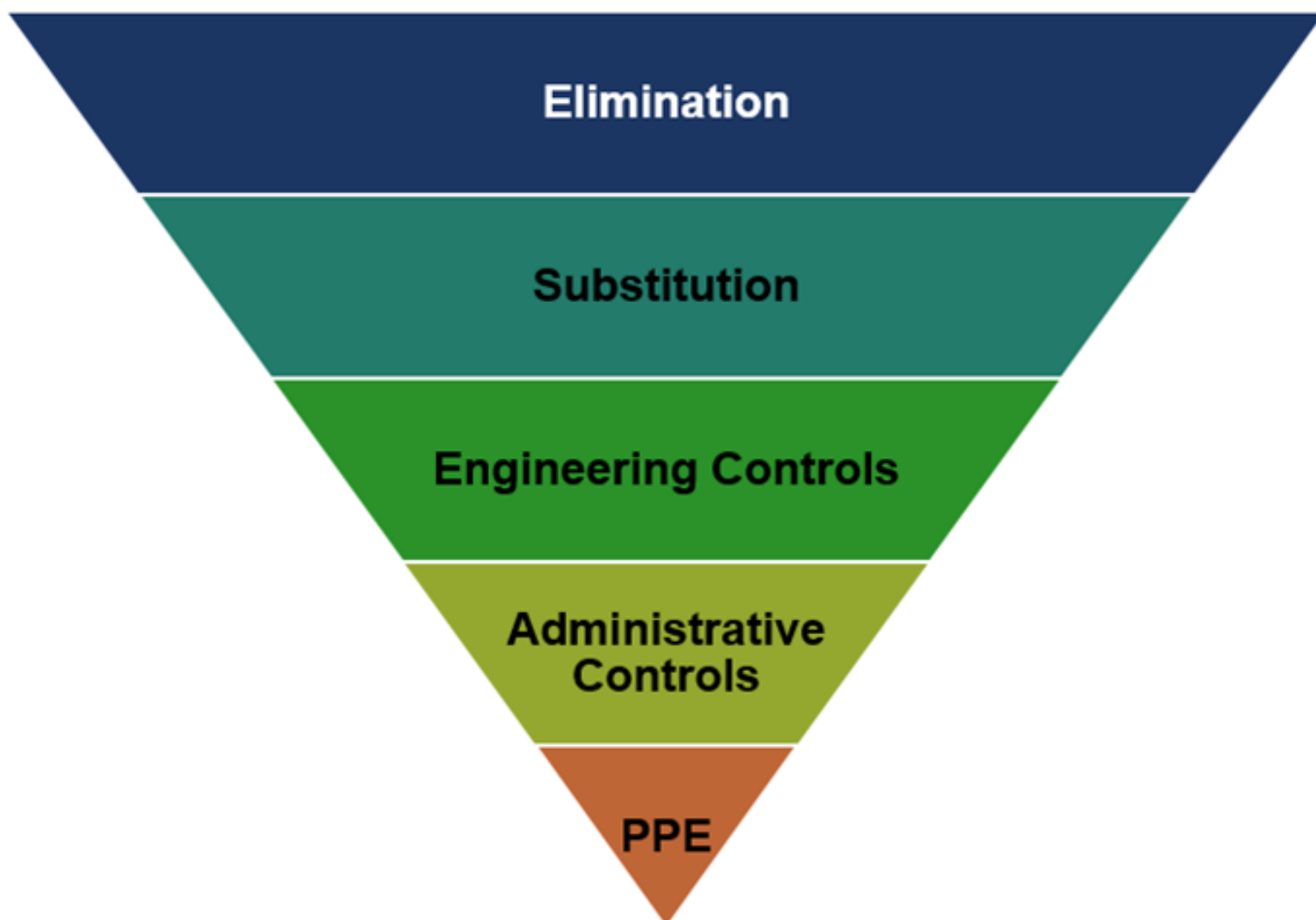



# Hierarchy of Control




**Elimination:** Removing the hazard from the workplace. This is the most effective control.

Ex. Removing harsh cleaners that are no longer used.




**Substitution:** Removing the original hazard and replacing it with a less hazardous substance.

Ex. Removing an industrial strength cleaner and using a diluted product instead.




**Engineering Controls:** The work environment or the job itself are redesigned. Very reliable if designed and maintained properly.

Ex. Changing Work Processes, Enclosure of Emission Source, Ventilation



**Administrative Controls:** Controls that alter the way work is done. Less effective because they rely on people. The hazard is not actually removed or reduced.

Ex. Education and Training, Safe Work Practices, Supervision, Exposure Control Plan



**Personal Protective Equipment (PPE):** Equipment worn by individuals to reduce exposure to a hazard. Should never be the only method of control.

Ex. Gloves, Hard hat, Face Shield, Footwear